

Data 2018/19

Statutory data

KS1

		EXP	GDS
Reading	School	67%	20%
	National	N/A	N/A
Writing	School	51%	12%
	National	N/A	N/A
Maths	School	75%	21%
	National	N/A	N/A

Context
SEN: 38%
EHCP: 3%
EAL: 7%
Pupil premium: 16%

KS2

Attainment

		EXP	GDS
Reading	School	73%	23%
	National	73%	27%
Writing	School	77%	18%
	National	78%	20%
Maths	School	85%	18%
	National	79%	27%


Context
SEN: 40%
EAL: 5%

Progress

Reading

Number of pupils = 60

Pupils with adjusted scores = 0




Confidence interval
-1.6 to 1.5

Writing

Number of pupils = 61

Pupils with adjusted scores = 1




Confidence interval
-2.0 to 0.8

Maths

Number of pupils = 60

Pupils with adjusted scores = 0



Confidence interval
-0.7 to 2.0

A standard deviation of 0 represents progress in line with national figures.

Phonics

	School	National
Year 1	65%	82%
Year 2	95%	N/A

Context Year 1
SEN: 37%
EHCP: 8%
Pupil premium: 33%