



A COMPLETE PHONICS RESOURCE
TO SUPPORT CHILDREN

Teach reading: change lives

Parent workshop: Phonics and early reading





**A love of reading is the biggest indicator
of future academic success.**

OECD (The Organisation for Economic Co-operation and Development)





Phonics

Little Wandle Letters and Sounds Revised

Our school has chosen *Little Wandle Letters and Sounds Revised* as our systematic, synthetic phonics (SSP) programme to teach early reading and spelling.





Phonics is:

making connections between the sounds
of our spoken words and the letters that
are used to write them down.



Blending to read words



Click on the link below to watch the tutorial on how we teach blending.

<https://www.youtube.com/watch?v=IL5YUCPyC5I>

Terminology



Phoneme

Grapheme

Digraph

Trigraph

Split vowel digraph


Blend

Segment

Teaching order













Phase 2 grapheme information sheet

Autumn 1

Grapheme and mnemonic	Picture card	Pronunciation phrase	Formation phrase
 	 snake	Show your teeth and let the s hiss out sssss sssss	Under the snake's chin, slide down and round its tail.
 	 astronaut	Open your mouth wide and make the 'a' sound at the back of your mouth a a a	Around the astronaut's helmet, and down into space.
 	 tiger	Open your lips; put the tip of your tongue behind your teeth and press t t t	From the tiger's nose to its tail, then follow the stripe across the tiger.
 	 penguin	Bring your lips together and push them open and say p p p	Down the penguin's back, up and round its head.
 	 iguana	pull your lips back and make the 'i' sound at the back of your mouth i i i	Down the iguana's body, then draw a dot [on the leaf] at the top.
		Open your lips a bit, put your tongue behind your teeth and	Down the stick, up and over the

Phase 2 grapheme information sheet

Autumn 2

Grapheme and mnemonic	Picture card	Pronunciation phrase	Formation phrase
 	 jellyfish	Pucker your lips and show your teeth use your tongue as you say j j j	All the way down the jellyfish. Dot on its head.
 	 volcano	Put your teeth against your bottom lip and make a buzzing vvvv vvvv	Down to the bottom of the volcano, and back up to the top.
 	 wave	Pucker your lips and keep them small as you say w w w	From the top of the wave to the bottom, up the wave, down the wave, then up again.
 		Mouth open then push the cs/x sound through as you close your mouth cs cs cs (x x x)	Start at the top, then across to the bottom of the box. Start at the top, then across to the bottom of the box.

Tricky words



Click on the link below to watch the tutorial on how we teach tricky words.

<https://youtu.be/NTC0PbtmeUA>

Spelling






- Say the word.
- Segment the sounds.
- Count the sounds.
- Write them down.



How do we teach reading in books?

Reading practice sessions are:

- timetabled three times a week
- taught by a trained teacher/teaching assistant
- taught in small groups.



We use assessment to match your child the right level of book



Little Wandle Letters and Sounds Revised Reception Child assessment

Autumn 1

m	a	p	c	o
s	g	k	u	h
i	t	n	r	f
d	ck	e	b	l

sat man hug red peck



Reading a book at the right level

This means that your child should:

- Know all the sounds and tricky words in their phonics book well
- Read many of the words by silent blending (in their head) – their reading will be automatic
- Only need to stop and sound out about 5% of the words by the time they bring the book home – but they should be able to do this on their own.





Reading at home

The most important thing you can do is read with your child





Reading a book and chatting had a positive impact a year later on children's ability to...

- understand words and sentences
- use a wide range of vocabulary
- develop listening comprehension skills.

The amount of books children were exposed to by age 6 was a positive predictor of their reading ability two years later.



Books going home





**One of the greatest gifts adults can
give is to read to children**

Carl Sagan

